

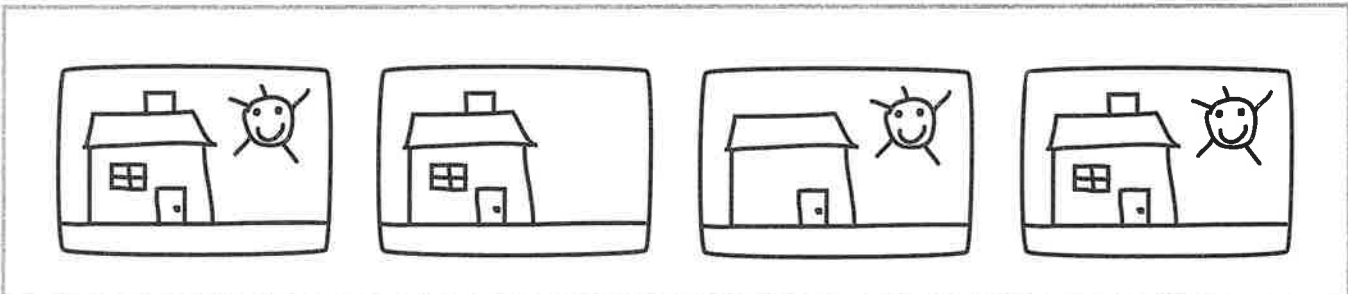




Kijk goed



Kleur in elke rij de tekeningen die precies hetzelfde zijn.






Doel: het begrip 'hetzelfde' leren begrijpen

Mmm, limonade!



Vol – leeg. Geef ieder kind een glas met limonade door het juiste aantal glazen te kleuren.




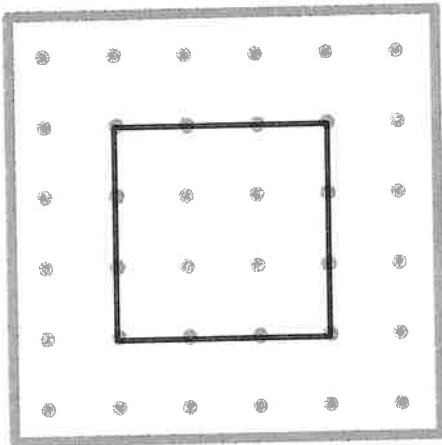

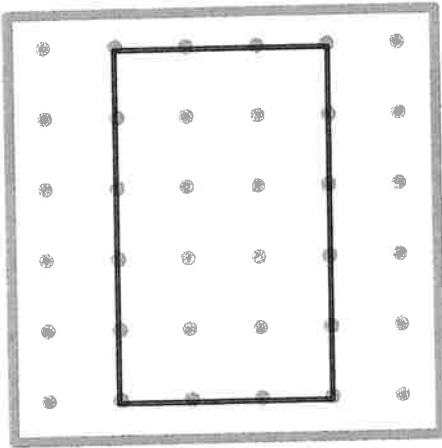


Doel: de begrippen 'vol en leeg' leren kennen


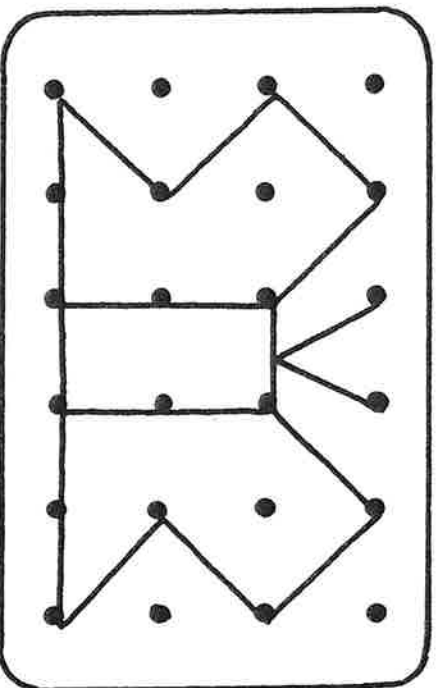
Vormen tekenen



Kijk goed naar de vorm en probeer die vorm na te tekenen op de puntjes.


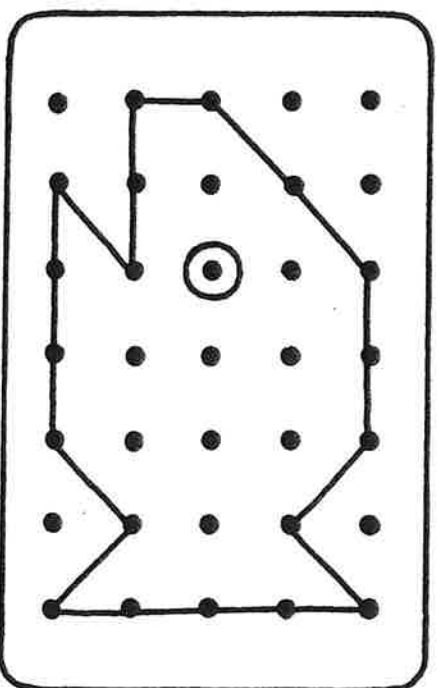


Doel: vormen leren tekenen



Teken


de vlinder juist na in het lege
rooster.




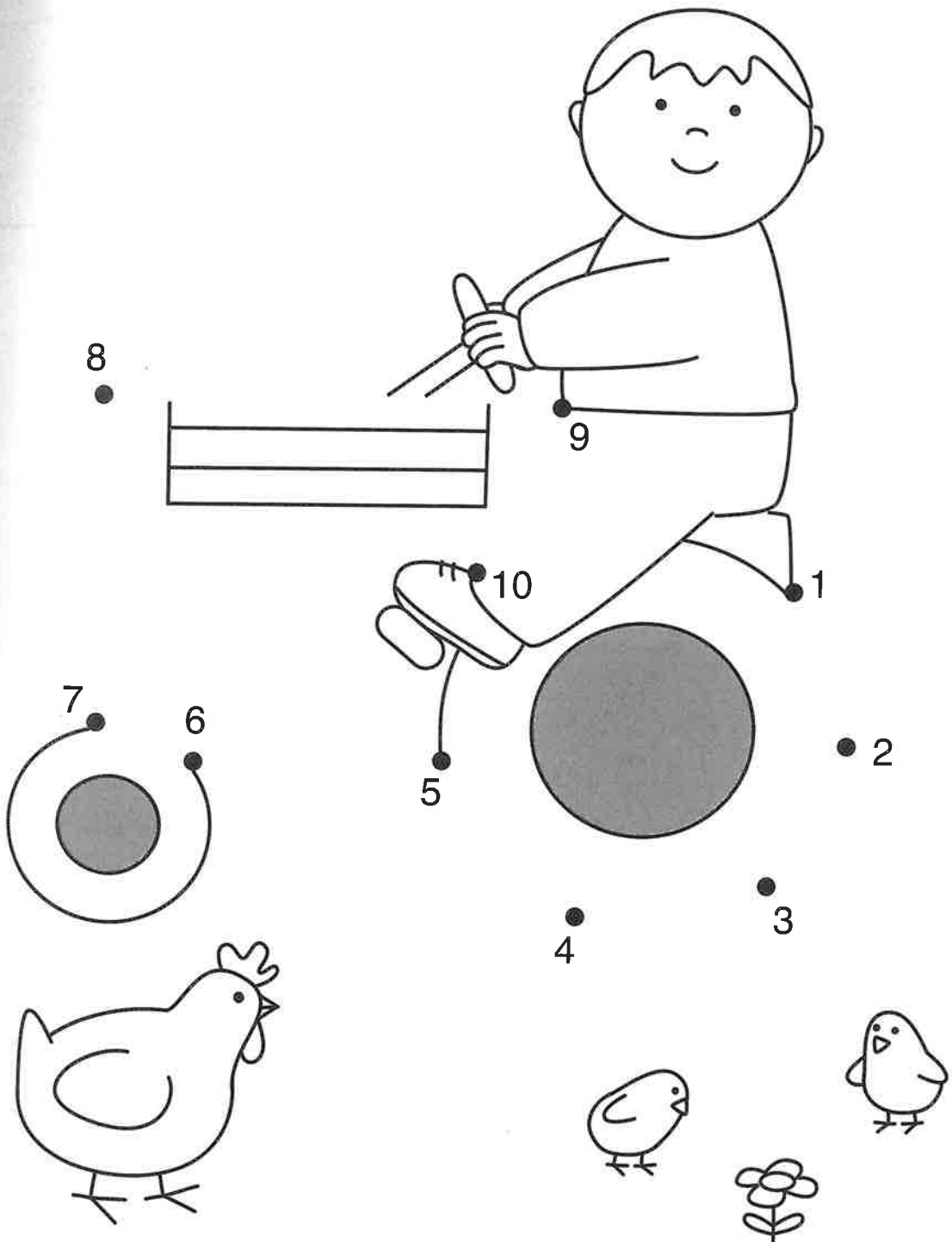
Teken

de vis juist na in het lege
rooster.

Van 1 tot 10



Verbind de cijfers 1 tot 10.
Wat zie je als je de tekening hebt afgemaakt?

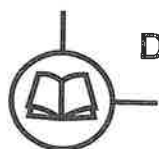



Doel: leren tellen van 1 tot 10

Geel, groen, blauw




Kleur de deeltjes van de worm als volgt:
geel – groen – blauw, geel – groen – blauw, ...

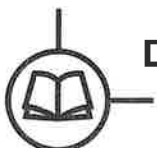
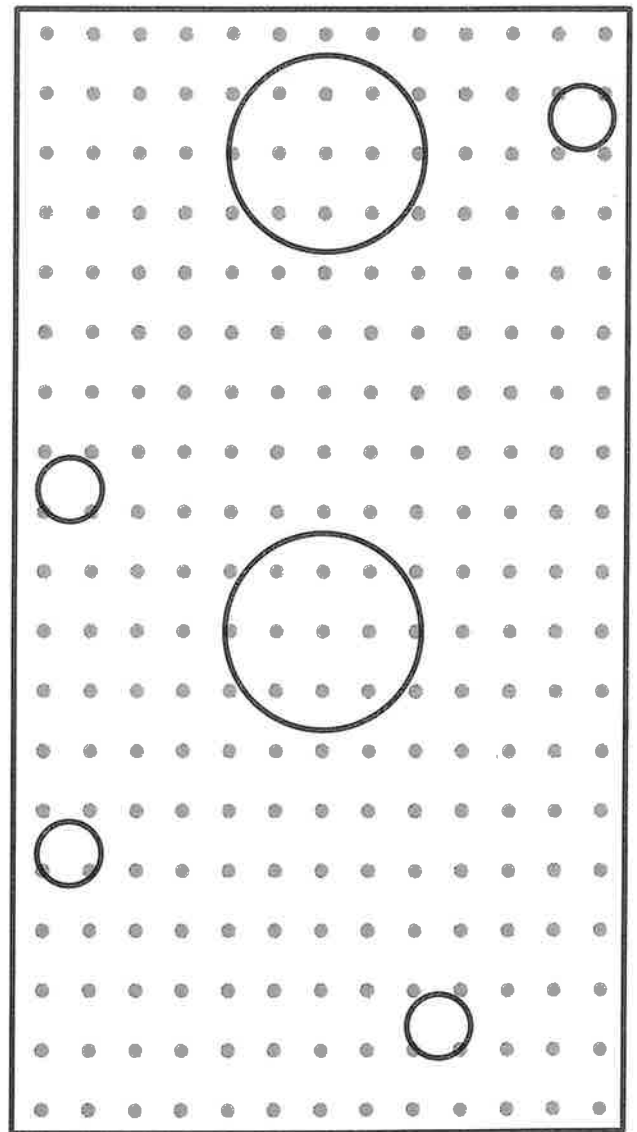
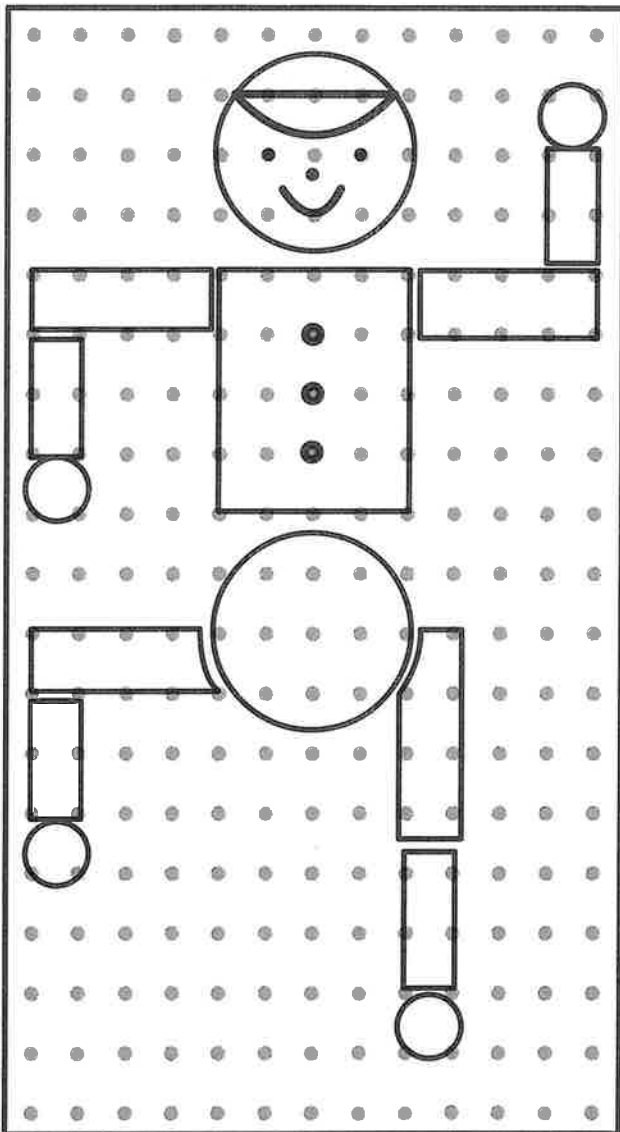


Doel: zich leren concentreren

Een marionet

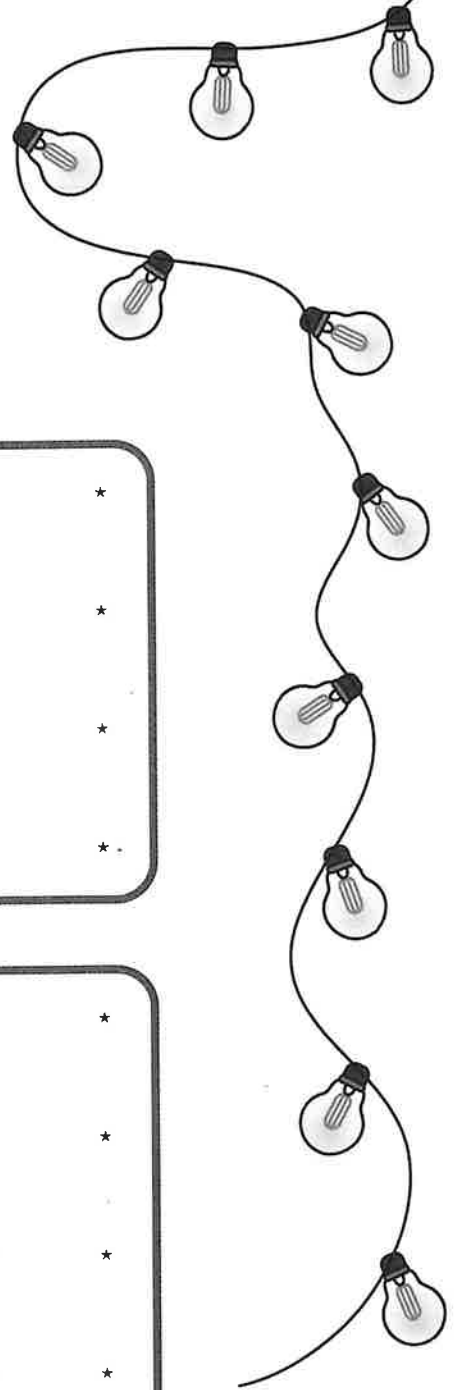

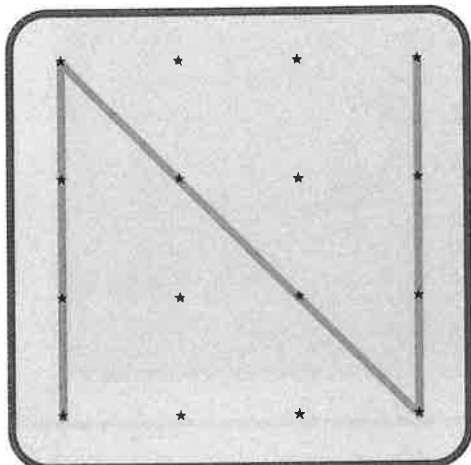

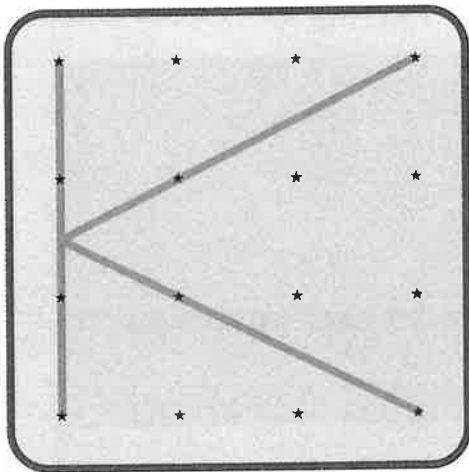

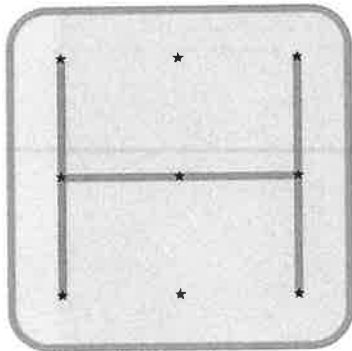

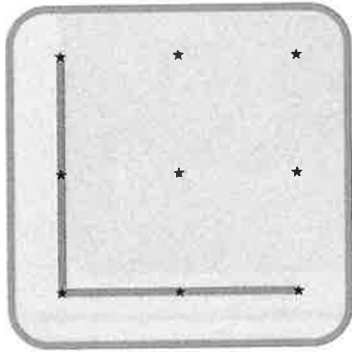


Let op de juiste vorm en maak dezelfde tekening in het tweede rooster.



Doel: vormen leren herkennen – vormen leren tekenen



Maak de letters van de groene raamfiguren na.
★ Kun je ook de rode raamfiguren namaken?





GEZICHTJES TEKENEN

Kun jij deze gezichtjes natekenen? Probeer maar!
Tekenen elk figuurtje enkele keren.





RIJMWOORDEN

Kijk goed naar de eerste tekening. Zeg het woord hardop.
 Welk woord uit de rij erachter rijmt op het eerste woord?
 Kleur beide tekeningen in.



MA VAN MAMA

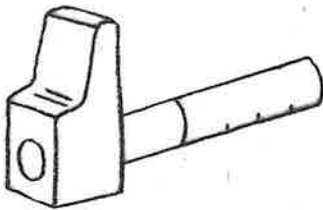
Kijk goed naar de woorden onder elke tekening. In elk woord vind je de letters M en A van MAMA. Trek er een kring om. Schrijf het woord MAMA in de vakjes onderaan.




M A C A R O N I




P Y J A M A




H A M E R



M A S K E R



D I P L O M A



M A T R A S

--	--	--	--





LETTERS VOL GEVOELENS

Kijk naar het eerste woord. Vind je dezelfde letters terug in de rij eronder? Trek er een kring om. Werk zo voort.

TROTS

P-T-E-R-O-H-T-J-S



TRIST

T-O-F-R-I-G-E-S-G-T

BLIJ

N-B-A-L-O-I-N-J-L-T



BOOS

V-C-B-H-O-O-F-R-S-D

VERLEGEN

V-I-E-R-L-E-G-M-E-N




Dieren




Kleur het aantal dieren dat voor de rij is aangegeven.


1



2



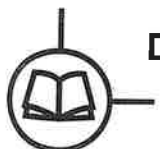

3



4

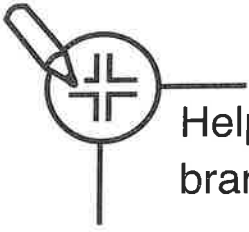


5

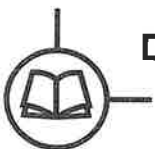





Doel: leren tellen tot 5

Dringend!



Help jij de brandweerman om de weg te vinden naar het brandende huis?



Doel: oefenen van handvaardigheid